

Mind the gap in kidney care: translating what we know into what we do



OPEN

¹Department of Public and Global Health, Epidemiology, Biostatistics and Prevention Institute, University of Zurich, Zurich, Switzerland;

²Renal Division, Department of Medicine, Brigham and Women's Hospital, Harvard Medical School, Boston, Massachusetts, USA;

³Department of Paediatrics and Child Health, University of Cape Town, Cape Town, South Africa;

⁴Providence Medical Research Center, Providence Inland Northwest Health, Spokane, Washington, USA; ⁵Nephrology Division, Department of Medicine, University of Washington, Seattle, Washington, USA;

⁶Department of Nephrology, Cairo University Hospital, Cairo, Egypt;

⁷Department of Nephrology and Mineral Metabolism, National Medical Science and Nutrition Institute Salvador Zubiran, Mexico City, Mexico;

⁸Department of Medicine and Therapeutics, Prince of Wales Hospital, The Chinese University of Hong Kong, Shatin, Hong Kong, China;

⁹Nephrology Department, Péterfy Hospital, Budapest, Hungary; ¹⁰ISN Patient Liaison Advisory Group;

¹¹Tamilnad Kidney Research (TANKER) Foundation, Chennai, India; ¹²2nd Department of Nephrology, AHEPA University Hospital Medical School, Aristotle University of Thessaloniki, Thessaloniki, Greece;

¹³Department of Medicine, College of Medicine, University of Nigeria, Ituku-Ozalla, Enugu, Nigeria; ¹⁴Division of Health System, Policy and Management, Jockey Club School of Public Health and Primary Care, The Chinese University of Hong Kong, Hong Kong;

¹⁵2nd Department of Nephrology, AHEPA University Hospital Medical School, Aristotle University of Thessaloniki, Thessaloniki, Greece; and ¹⁶Italian Kidney Foundation, Rome, Italy

Valerie A. Luyckx^{1,2,3,18}, Katherine R. Tuttle^{4,5,18}, Dina Abdellatif⁶, Ricardo Correa-Rotter⁷, Winston W.S. Fung⁸, Agnès Haris⁹, Li-Li Hsiao², Makram Khalife^{10,19}, Latha A. Kumaraswami¹¹, Fiona Loud^{10,19}, Vasundhara Raghavan^{10,19}, Stefanos Roumeliotis¹², Marianella Sierra^{10,19}, Ifeoma Ulasi¹³, Bill Wang^{10,19}, Siu-Fai Lui¹⁴, Vassilios Liakopoulos¹⁵ and Alessandro Balducci¹⁶; for the World Kidney Day Joint Steering Committee¹⁷

Historically, it takes an average of 17 years to move new treatments from clinical evidence to daily practice. Given the highly effective treatments now available to prevent or delay kidney disease onset and progression, this is far too long. The time is now to narrow the gap between what we know and what we do. Clear guidelines exist for the prevention and management of common risk factors for kidney disease, such as hypertension and diabetes, but only a fraction of people with these conditions worldwide are diagnosed, and even fewer are treated to target. Similarly, the vast majority of people living with kidney disease are unaware of their condition, because in the early stages it is often silent. Even among patients who have been diagnosed, many do not receive appropriate treatment for kidney disease. Considering the serious consequences of kidney disease progression, kidney failure, or death, it is imperative that treatments are initiated early and appropriately. Opportunities to diagnose and treat kidney disease early must be maximized beginning at the primary care level. Many systematic barriers exist, ranging from patient to clinician to health systems to societal factors. To preserve and improve kidney health for everyone everywhere, each of these barriers must be acknowledged so that sustainable solutions are developed and implemented without further delay.

Kidney International (2024) **105**, 406–417; <https://doi.org/10.1016/j.kint.2023.12.003>

KEYWORDS: chronic kidney disease; equity; kidney care; public health; World Kidney Day

Copyright © 2024 World Kidney Day Steering Committee. Published by Elsevier Inc., on behalf of the International Society of Nephrology. This is an open access article under the CC BY-NC-ND license (<http://creativecommons.org/licenses/by-nc-nd/4.0/>).

At least 1 in 10 people worldwide is living with kidney disease.¹ According to the Global Burden of Disease study, in 2019, >3.1 million deaths were attributed to kidney dysfunction, making it the seventh leading risk factor for death worldwide (Figure 1 and Supplementary Figure S1).² However, global mortality from all kidney diseases may actually range between 5 and 11 million per year if the estimated lives lost, especially in lower-resource settings, from acute kidney injury and from lack of access to kidney replacement therapy for kidney failure (KF) are also counted.³ These high global death rates reflect disparities in prevention, early detection, diagnosis, and treatment of chronic kidney disease (CKD).⁴ Death rates from CKD are especially

prominent in some regions, and particularly high in Central Latin America and Oceania (islands of the South Pacific Ocean), indicating the need for urgent action.⁵

CKD also poses a significant global economic burden, with costs increasing exponentially as CKD progresses, not only because of the costs of dialysis and transplantation, but also because of the multiple comorbidities and complications that accumulate over time.^{6,7} In the United States, Medicare fee-for-service spending for all beneficiaries with CKD was \$86.1 billion in 2021 (22.6% of the total expenditure).⁸ Data from many lower-resource settings are absent, where most costs are paid for out of pocket. A recent study from Vietnam reported that the cost of CKD per patient was higher than the gross

This article is being published in *Kidney International* and is being reprinted in several journals. The articles cover identical concepts and wording, but vary in minor stylistic and spelling changes, detail, and length of manuscript in keeping with each journal's style. Any of these versions may be used in citing this article.

Correspondence: *Winston Fung, Department of Medicine and Therapeutics, Prince of Wales Hospital, The Chinese University of Hong Kong, Ninth Floor, Lui Che Woo Clinical Science Bldg, 32 Ngan Shing St, Shatin, Hong Kong. E-mail: fws898@ha.org.hk; or Valerie A. Luyckx, Department of Public and Global Health, Epidemiology, Biostatistics and Prevention Institute, University of Zurich, Hirschengraben 84, Zurich 8001, Switzerland. E-mail: valerie.luyckx@uzh.ch; or Katherine R. Tuttle, Providence Medical Research Center, Providence Inland Northwest Health, 105 W 8th Avenue, Suite 250 E, Spokane, Washington 99204, USA. E-mail: katherine.tuttle@providence.org*

domestic product per capita.⁷ In Australia, it has been estimated that early diagnosis and prevention of CKD could save the health system \$10.2 billion over 20 years.⁹

Although there is regional variation in the causes of CKD, the risk factors with the highest population-attributable factors for age-standardized CKD-related disease-adjusted life years were as follows: high blood pressure (51.4%), high fasting plasma glucose level (30.9%), and high body mass index (26.5%).¹⁰ These risk factors are also global leading risk factors for death (Figure 1). Only 40% and 60% of those with hypertension and diabetes, respectively, are aware of their diagnosis, and far smaller proportions are receiving treatment and at target goals.^{11,12} Moreover, at least 1 in 5 people with hypertension and 1 in 3 people with diabetes also have CKD.¹³

A large proportion of CKD can be prevented through healthy lifestyles, prevention and control of risk factors, avoidance of acute kidney injury, optimization of maternal and child health, mitigation of climate change, and addressing social and structural determinants of health.³ Nevertheless, the benefits of some of these measures may only be seen in generations to come. In the meantime, early diagnosis and risk stratification create opportunities to institute therapies to slow, halt, or even reverse CKD.¹⁴ Concerningly, CKD awareness was

strikingly low among individuals with kidney dysfunction, with ≈80% to 95% of patients being unaware of their diagnosis across world regions (Figure 2).^{15–20} People are dying because of missed opportunities to detect CKD early and deliver optimal care!

More important, CKD is a major risk factor for cardiovascular disease, and as kidney disease progresses, cardiovascular death and KF become competing risks.²¹ Indeed, the Global Burden of Disease study data from 2019 showed that more people died of cardiovascular disease attributed to kidney dysfunction (1.7 million people) than from CKD itself (1.4 million people).² Therefore, cardiovascular disease care must also be a priority for people with CKD.

GAPS BETWEEN KNOWLEDGE AND IMPLEMENTATION IN KIDNEY CARE

Strategies to prevent and treat CKD have been built on a strong evidence base over the past 3 decades (Figure 3).^{19,22} Clinical practice guidelines for CKD are clear; however, adherence to these guidelines is suboptimal (Figure 2).^{15,19,20}

Regardless of the cause, control of major risk factors, particularly diabetes and hypertension, forms the foundation of optimal care for CKD.^{19,23} Beyond lifestyle changes and risk factor control, the initial pharmacologic classes of agents proven to provide kidney protection

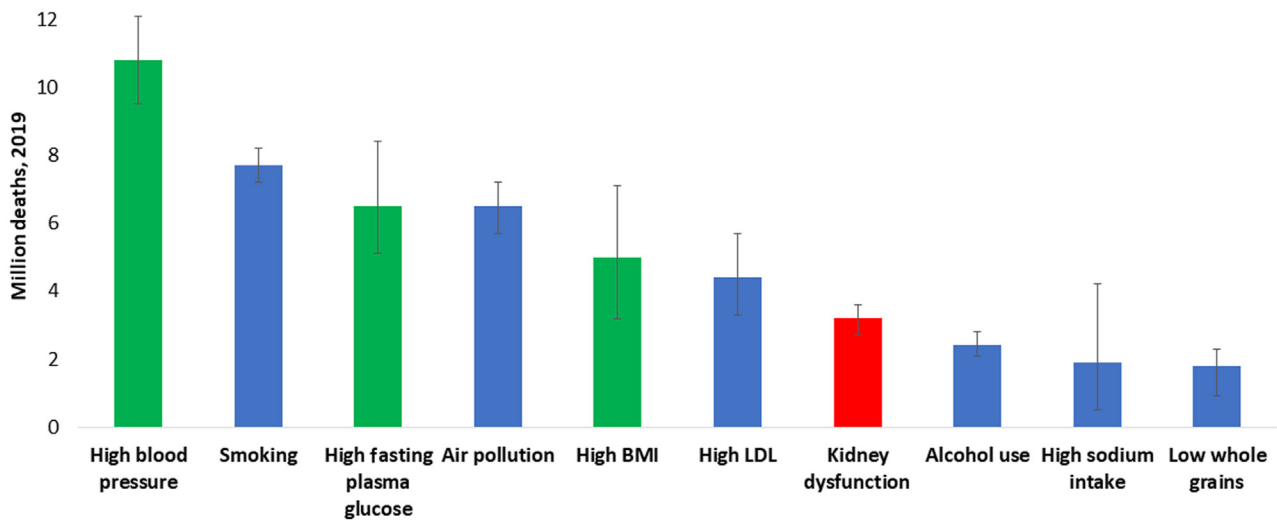


Figure 1 | All ages, top 10 global risk factors for death, 2019. Kidney dysfunction (defined as estimated glomerular filtration rate <60 ml/min per 1.73 m² or albumin-to-creatinine ratio ≥30 mg/g) was the seventh leading global level 3 risk factor for death in 2019. The 3 leading global risk factors for kidney disease, including hypertension, diabetes, and overweight/obesity, are also leading global risk factors for death; therefore, holistic strategies are required to address all risk factors simultaneously. Ranking is depicted by millions if deaths are attributed to the risk factors. Error bars depict the confidence range. Global ranking of kidney dysfunction stratified by World Bank income category and gender is shown in [Supplementary Figure S1](#). Data obtained from the Global Burden of Disease Study.² BMI, body mass index; LDL, low-density lipoprotein.

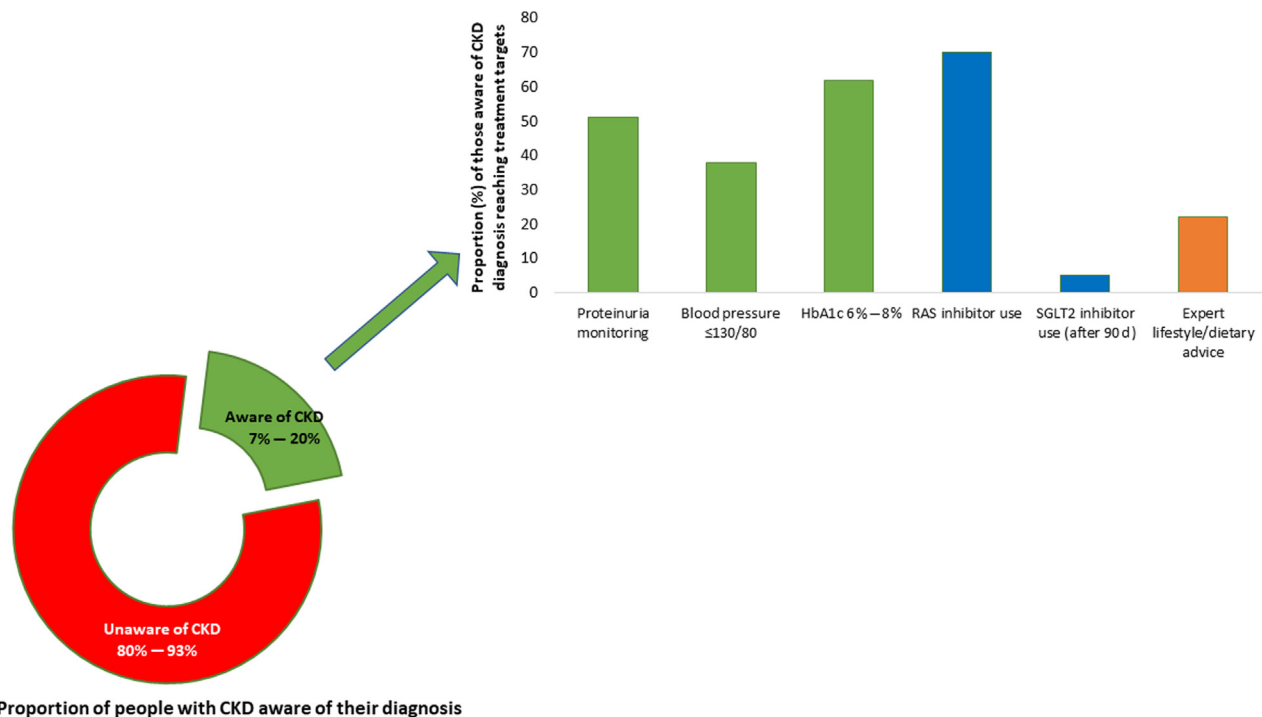


Figure 2 | Proportion of people with chronic kidney disease (CKD) who are aware of their diagnosis and are receiving appropriate guideline-recommended care. The proportion of people with CKD who are aware of their diagnosis varies globally, with rates ranging from 7% to 20%. As CKD stage worsens, knowledge of CKD increases. Among those with a diagnosis of CKD, the average proportion of patients receiving appropriate medication to delay CKD progression (renin-angiotensin-aldosterone system [RAS] inhibitors and sodium-glucose cotransporter 2 [SGLT2] inhibitors) is suboptimal as are those reaching target blood pressure, diabetes control, and nutrition advice. The treatment targets depicted in the figure follow the Kidney Disease: Improving Global Outcomes (KDIGO) 2012 guidelines.¹⁵ Most data come from higher-resource settings; these proportions are likely lower in lower-resource settings. Data are shown for proportions of patients reaching blood pressure of <130/80 mm Hg. Data compiled from previous studies.^{15–20} HbA1c, hemoglobin A1c.

¹⁷The World Kidney Day Joint Steering Committee is listed in the [Appendix](#).

¹⁸VAL and KRT are joint first authors.

¹⁹MK, FL, VR, MS, and BW are patient representatives of the Patient Liaison Advisory Group of the International Society of Nephrology.

Received 25 October 2023; revised 18 November 2023; accepted 1 December 2023

were the renin-angiotensin-aldosterone system inhibitors in the form of angiotensin-converting enzyme inhibitors (ACEIs) and the angiotensin receptor blockers.^{14,19} However, despite decades of knowledge that these medications have important protective effects on kidney and heart function in people with CKD, their use has remained low based on real-world data from electronic health records (Figure 2). For example, in the United States, ACEI or angiotensin receptor blocker use was reported in the range of 20% to 40% at ≥15 years after the last approvals of these agents for patients with CKD and type 2 diabetes.²⁴ Although more recent data show improvement in prescribing rates to 70% in this population, just 40% persist on an ACEI or angiotensin receptor blocker for at least 90 days.²⁰ These data illustrate gaps in both prescribing kidney protective medication and continuity of care over time, potentially related to cost, lack of patient education, polypharmacy, and adverse effects.²⁵

Although initial enthusiasm for sodium-glucose cotransporter 2 (SGLT2) inhibitors focused on their benefits for diabetes and cardiovascular disease, unprecedented therapeutic benefits have clearly been observed for CKD as well. The relative risk reductions with SGLT2 inhibitors approach 40% for substantial decline in estimated glomerular filtration rate, KE, and death in populations with CKD of several causes, heart failure, or high cardiovascular disease risk.^{26,27} These benefits accrued on top of standard-of-care risk factor management and renin-angiotensin-aldosterone system inhibitor. Risks of heart failure, cardiovascular death, and all-cause mortality were also reduced in patients with CKD.²⁶ Addition of SGLT2 inhibitor to renin-angiotensin-aldosterone system inhibitors could delay the need for kidney replacement therapy by several years, depending on when they are started.²⁸ Moreover, for every 1000 patients with CKD treated with an SGLT2 inhibitor on top of standard therapy, 83 deaths, 19

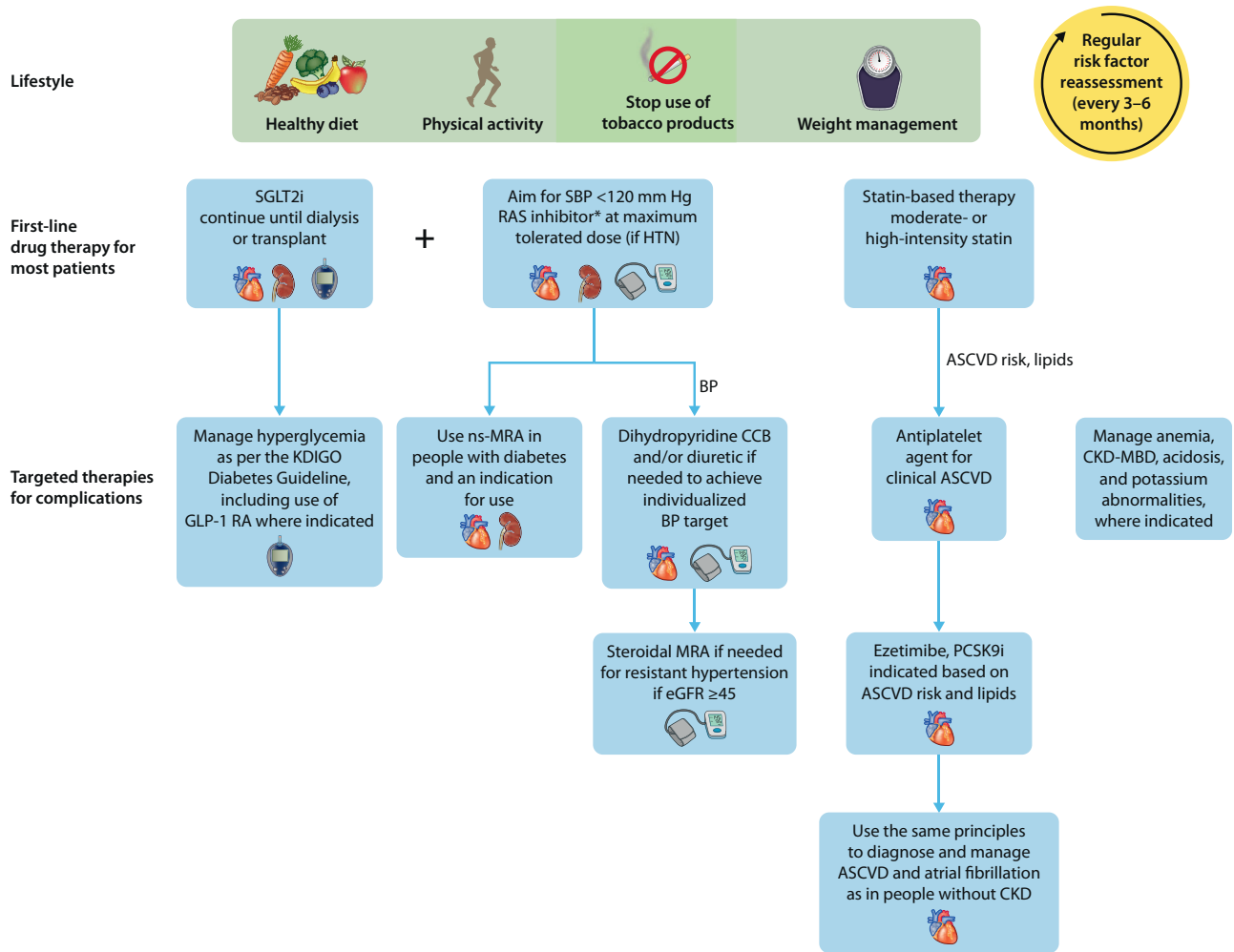


Figure 3 | Recommended optimal lifestyle and therapeutic management for chronic kidney disease (CKD) in diabetes. Illustration of a comprehensive and holistic approach to optimizing kidney health in people with CKD. In addition to the cornerstone lifestyle adjustments, attention to diabetes, blood pressure (BP), and cardiovascular risk factor control is intergral to kidney care. *Angiotensin-converting enzyme inhibitor or angiotensin II receptor blocker should be first-line therapy for BP control when albuminuria is present; otherwise dihydropyridine calcium channel blocker (CCB) or diuretic can also be considered. Figure reproduced from Kidney Disease: Improving Global Outcomes (KDIGO) CKD Work Group. KDIGO 2024 Clinical Practice Guideline for the Evaluation and Management of Chronic Kidney Disease. *Kidney Int.* <https://doi.org/10.1016/j.kint.2023.10.018>.²² Copyright © 2023, Kidney Disease: Improving Global Outcomes (KDIGO). Published by Elsevier Inc. on behalf of the International Society of Nephrology under the CC BY-NC-ND license (<http://creativecommons.org/licenses/by-nc-nd/4.0/>). ASCVD, atherosclerotic cardiovascular disease; CKD-MBD, chronic kidney disease-mineral and bone disorder; eGFR, estimated glomerular filtration rate; GLP-1 RA, glucagon-like peptide-1 receptor agonist; HTN, hypertension; MRA, mineralocorticoid receptor antagonist; ns-MRA, nonsteroidal mineralocorticoid receptor antagonist; PCSK9i, proprotein convertase subtilisin/kexin type 9 inhibitor; RAS, renin-angiotensin-aldosterone system; SBP, systolic blood pressure; SGLT2i, sodium-glucose cotransporter 2 inhibitor.

heart failure hospitalizations, 51 dialysis initiations, and 39 episodes of acute kidney function worsening can be prevented.²⁹

Concerningly, marked underuse of these and other guideline-recommended therapies, including SGLT2 inhibitors, persists (Figure 2).^{20,24} In the CURE-CKD registry, only 5% and 6.3% of eligible patients with CKD and diabetes, respectively, continued on SGLT2 inhibitor and glucagon-like peptide-1 receptor agonist at 90 days.¹⁸ Notably, lack of commercial health insurance and treatment in community-based versus academic institutions

were associated with lower likelihoods of SGLT2 inhibitor, ACEI, or angiotensin receptor blocker prescriptions among patients with diabetes and CKD.²⁰ In low- or middle-income countries (LMICs), the gap between evidence and implementation is even wider given the high cost and inconsistent availability of these medications, despite availability of generics.³⁰ Such gaps in delivering optimal treatment for CKD are unacceptable.

In addition to the SGLT2 inhibitors, nonsteroidal mineralocorticoid receptor antagonists have been demonstrated to reduce the

BARRIERS TO APPROPRIATE MEDICATION PRESCRIBING AND USE IN CKD

PATIENT OR DISEASE-RELATED	Self-care and empowerment	Health literacy	Trust in health care system	Polypharmacy	High health expenditure	Language and communication	Misinformation
CLINICIAN	Knowledge	Risk perception	Time pressure	Burnout	Bias	Guideline overload	Patient complexity
SOCIO-ECONOMIC	High medication costs	High medication copays	Racism	Poverty	Education	Transportation	Geography
HEALTH SYSTEM	Time pressure on clinicians	Misaligned incentives	Care fragmentation	Poor communication	Preauthorization requirement	Missing guidelines, lack of support	Quality-of-care standards
POLICY	Lack of UHC	Lack of public awareness	Lack of NCD policies	Lack of CKD policies	Lack of early detection	Essential medicines lists	Quality of medication
GLOBAL	Inequities	Drug prices, nontransparency	Research representation	CKD in children	Community-driven research	CKD not globally prioritised	Focus on dialysis and transplant

Figure 4 | Depiction of the spectrum of factors impacting implementation of timely and quality kidney care. CKD, chronic kidney disease; NCD, noncommunicable disease; UHC, universal health coverage.

risks of CKD progression, KF, cardiovascular events, and deaths, on top of the standard of care with renin-angiotensin-aldosterone system inhibitors, in type 2 diabetes.³¹ A growing portfolio of promising therapeutic options is on the horizon with glucagon-like peptide-1 receptor agonists (NCT03819153, NCT04865770), aldosterone synthase inhibitors (NCT05182840), and dual-to-triple incretins (Supplementary Table S1).^{26,32} Furthermore, the evidence is already clear that in patients with CKD and diabetes, glucagon-like peptide-1 receptor agonists reduce cardiovascular events, are safe and effective glucose-lowering therapies, and aid with weight loss.³²

Historically, it has taken an average of 17 years to move new treatments from clinical evidence to daily practice.³³ With millions of people with CKD dying each year, this is far too long to wait.

CLOSING THE “Gap” BETWEEN WHAT WE KNOW AND WHAT WE DO

Lack of policies, global inequities

Health policy. Since the launch of the World Health Organization Action Plan for

Non-Communicable Diseases (NCDs) in 2013, there has been global progress in the proportion of countries with a national NCD action plan and dedicated NCD units.³⁴ However, CKD is only incorporated into NCD strategies in approximately one-half of countries.⁴ Policies are required to integrate kidney care within essential health packages under universal health coverage (Figure 4).³⁰ Multisectoral policies must also address the social determinants of health, which are major amplifiers of CKD risk and severity, limiting people’s opportunities to improve their health.³ Lack of investment in kidney health promotion, along with primary and secondary prevention of kidney disease, hinders progress.¹⁴

Health systems. Two major goals of universal health coverage are to achieve coverage of essential health services and reduce financial hardship imposed by health care. However, universal health coverage alone is insufficient to ensure adequate access to kidney care.³ Health systems must be strengthened and quality of care must also be prioritized, as poor quality care contributes to more deaths than lack of access in low-resource settings.³⁵ Quality care

requires a well-trained health care workforce, sustainable availability of accurate diagnostics, reliable infrastructure, and medication supplies and should be monitored in an ongoing process of quality improvement (Figure 4). The quality of medications, especially in LMICs, may be an additional barrier to successful management of CKD.³⁶ Regulation and monitoring of drug manufacturing and quality standards are important to ensure safe and effective therapies. Strategies to support regulation and quality assurance will need to be developed in local contexts and guidance, as outlined elsewhere.³⁷

Establishing a credible case for CKD detection and management based on risks, interventions and outcomes, and costs, based on real-world data, will help to translate theoretical cost-effectiveness (currently established primarily in high-income countries with minimal data from elsewhere) into economic reality.^{30,38} Screening should include evaluation of risk factors for CKD, eliciting a family history, recognizing potential symptoms (usually advanced—fatigue, poor appetite, edema, itching etc.), and measuring blood pressure,

serum creatinine, urinalysis, and urine albumin/protein to creatinine ratios, as outlined in established guidelines.^{19,39} Addressing CKD upstream beginning in primary care should lower costs over time by reducing CKD complications and KF. Medications required for kidney care are already included in the World Health Organization Essential Medication List (Table 1). These must be provided at national levels under universal health coverage.⁴⁰ Pharmaceutical companies should provide these at affordable prices.

Challenges in primary care, clinical inertia

Health care professionals. A shortage of primary care professionals is compounded by inconsistent access to specialists and allied health professionals in both high-income countries and LMICs. Defining roles and responsibilities for kidney care is essential. Solutions may include multidisciplinary team care (primary care physicians, pharmacists, advanced practitioners, nurses, therapists, educators, nutritionists, and mental health professionals) with well-established mechanisms of collaboration of all elements and promptly

Table 1 | Essential medicines for patients with kidney disease

Medication/technology	Example	Reason	On WHO model list of essential medicines
ACE inhibitor	Enalapril, lisinopril	Delays CKD progression, benefits cardiovascular disease and stroke	Yes
Angiotensin receptor blocker	Losartan, telmisartan	Delays CKD progression, cardiovascular disease, and stroke	Yes
Calcium channel blocker	Amlodipine, verapamil	Blood pressure control	Yes
Loop diuretics	Furosemide, torsemide	Good when GFR is low, good for heart failure	Yes
Thiazide diuretics	Hydrochlorothiazide, metolazone, indapamide	Good for BP, especially in the Black population	Yes
SGLT2 inhibitor	Empagliflozin, canagliflozin, dapagliflozin	Diabetes control, delays CKD progression, cardiovascular disease, and death	Yes
GLP1 agonist	Semaglutide	Diabetes control, weight loss	No
Mineralocorticoid inhibitor	Spironolactone, finerenone	Delays CKD progression, reduces heart failure risk Caution: risk of hyperkalemia in patients with kidney disease	Yes/no
β-Blocker	Bisoprolol	Prevention and treatment of ischemic heart disease	Yes
Statins	Simvastatin	Prevention of CAD in patients with CKD, transplant	Yes
Aspirin		Secondary prevention of MI in patients with CKD, transplant	Yes
Fixed-dose combinations (polypill) ^a	Aspirin + atorvastatin + ramipril	Simultaneous management of CKD and cardiovascular disease and risk factors where indicated ^a	Yes
	Aspirin + simvastatin + ramipril + atenolol + hydrochlorothiazide		Yes
	Aspirin + perindopril + amlodipine		Yes
Oral hypoglycemic medication	Gliclazide, metformin, SGLT2 inhibitors	DM management Caution with dosing and glomerular filtration rate	Yes
Insulin	Long and short acting	DM management	Yes

ACE, angiotensin-converting enzyme; BP, blood pressure; CAD, coronary artery disease; CKD, chronic kidney disease; DM, diabetes mellitus; GFR, glomerular filtration rate; GLP1, glucagon-like peptide-1; MI, myocardial infarction; SGLT2, sodium-glucose cotransporter 2; WHO, World Health Organization.

^aPolypills containing aspirin may not be appropriate for patients with early CKD without other cardiovascular indications.

available communication technologies within health systems and between professionals to support care and decision-making.^{41,42} Brain drain in low-resource settings is complex and must be tackled.

Mobilization of community health workers yields cost savings in infectious disease programs in LMICs, and may facilitate early detection, diagnosis, and management of NCDs.⁴³ Protocolized CKD management, possibly supported by electronic decision-support systems, lends itself well to interventions at the community level, with integration of primary care physicians and backup from nephrology and other professionals.^{44,45} In some environments, pharmacists, for example, could identify people with diabetes or hypertension, at risk of CKD, based on their prescriptions, and could offer testing on site and reference if needed.⁴⁶ Pharmacists can also provide medication reconciliation and medication advice for safety, effectiveness, and adherence. Social workers and pharmacists can help patients with medications access programs.⁴⁶

Challenges for clinical inertia. Clinical “inertia,” commonly blamed for low prescribing rates, has many facets (Figure 4).⁴⁷ Many knowledge gaps regarding CKD exist among primary care clinicians.⁴⁸ Such gaps are remediable with focused public and professional education. Additional factors include fear of medication adverse effects, misaligned incentives within the health system, excessive workload, formulary restrictions, and clinician burnout.⁴⁷ Furthermore, discrepancies in guideline recommendations from different professional organizations may add to confusion. A major impediment to optimal care is the time constraints imposed on individual clinicians. The average primary care practitioner in the United States would require ≈ 26.7 hours per day to implement guideline-recommended care for a 2500 patient panel.⁴⁹ Innovation is required to support guideline implementation, especially for primary care practitioners who must implement many different guidelines to meet the needs of various patients. Electronic health records, reminders, team-based nudges, and decision support tools offer a promising support for quality kidney care in busy clinical practices.⁵⁰ The extra time and effort spent negotiating pre-authorizations or completing medication assistance program requests, along with need for frequent monitoring of multiple

medications, however, also hinder appropriate prescribing.²⁵ Many primary care practitioners have only a few minutes allocated per patient because of institutional pressure or patient volume. “Inertia” can hardly be applied to clinicians working at this pace. The number of health professionals must increase globally.

Visits for patients with CKD are complex as multimorbidity is high. Patients are often managed by multiple specialists, leading to fragmentation of care, lack of holistic oversight, and diffusion of responsibility for treatment. Multidisciplinary care improved transition to kidney replacement therapy and lowered mortality in single and combined outcomes analyses.⁵¹ Novel models of “combined clinics” with on-site collaboration and coparticipation (nephrologist-cardiologist-endocrinologist) may prove to be of substantial benefit for patients, in terms of reduced fragmentation of care, logistics, and cost saving.

Patient centeredness

Health literacy. Self-care is the most important aspect of kidney care. A patient’s ability to understand his/her health needs, make healthy choices, and feel safe and respected in the health system, and psychosocial support are important to promote health decision-making (Figure 4). Communication should start from good communication that requires quality information and importantly confirmation of “understanding” on the side of the patient and often family. Electronic apps and reminders may become useful tools to support patients by improving disease knowledge, promoting patient empowerment, and improving self-efficacy, although it is unlikely that one size will fit all.⁵² Insufficient patient health information, poor communication, and mistrust, among other elements, are important barriers, especially in marginalized and minoritized communities, where CKD is common.³⁰ Patients may also be confused by contradictory recommendations for care between health care professionals, as well as conflicting messaging in lay media. Innovative platforms to improve communication between patients and clinicians about CKD are promising and may promote optimal prescribing and adherence.^{53,54}

To overcome barriers and promote equity, patient perspectives are essential to designing and testing better health strategies. Collaborative

Box 1 | Barriers impacting medication use as expressed by people living with kidney disease

"I have to pay for my medications so I either settle for less expensive options or ration the regular dose."

"I am seeing doctors of different specialties each of whom prescribe separate regimens which makes me concerned about drug interactions."

"As an experienced patient, I sometimes stop, or modify the dose of the prescribed medications without referring to my doctors. If they do ask, I would tell them that I am in full compliance."

"Over time, the dose and varieties of my medication keep increasing. I am not sure whether it's because of condition worsening or medications becoming less effectiveness."

"My knowledge of medication mostly comes from a peer patient who appears to be very knowledgeable about this stuff."

care models must include patients, families, community groups, diverse health care professionals, health systems, government agencies, and payers.³⁸ Advocacy organizations and local community groups and peer navigators, having trusted voices and relationships, can be conduits for education and may provide input for development of patient tools and outreach programs.⁵⁵ Most important, patients must be at the center of their care.

Cost and availability of medication. In high-income countries, people without health insurance and those with high copays paradoxically pay the most for even essential medications.³⁸ Across LMICs, kidney disease is the leading cause of catastrophic health expenditure because of reliance on out-of-pocket payments.⁵⁶ Across 18 countries, 4 cardiovascular disease medications (statins, ACEIs, aspirin, and β -blockers), all often indicated in CKD, were more available in private than in public settings, mostly unavailable in rural communities, and unaffordable for 25% of people in upper middle-income countries and 60% of people in low-income countries.⁵⁷ Newer therapies may be prohibitively expensive worldwide, especially where generics may not yet be available. In the United States, the retail price for a 1-month supply of an SGLT2 inhibitor or finerenone is \approx \$500 to \$700; and for glucagon-like peptide-1 receptor agonists, \approx \$800 to \$1200 per month.³⁸ Reliance on out-of-pocket payment for vital, life-saving basic medications is unacceptable (Figure 4).

Special considerations

Not all kidney diseases are the same. Much of what has been discussed here relates to the most common forms of CKD (e.g., diabetes and hypertension). Some forms of CKD not yet completely understood have different risk profiles, including environmental exposures, genetic predisposition, and autoimmune or other systemic disorders. Highly specialized

therapies may be required. Pharmaceutical companies should be accountable to ensure that research studies include disease-representative participants with appropriate race, ethnicity, and sex and gender representation, that effective drugs are made available after studies, and that the balance between profit and prices is fair and transparent. Many novel therapies are offering new hope for diverse kidney diseases; and once approved, there must be no delay in extending the benefits to all affected patients (Supplementary Table S1).

An important group often overlooked is children with kidney diseases. This group is especially vulnerable in LMICs, where nephrology services and resources are limited, and families must often make the choice to pay for treatment for 1 child or support the rest of their family.⁵⁸ Children with CKD are also at high risk of cardiovascular disease, even in high-income settings, and more attention is required to control risk factors and achieve treatment targets.⁵⁹

Fostering innovation

Implementation science and knowledge translation. Given that we know how to treat CKD based on a rigorous evidence base, we must now optimize implementation.⁶⁰ Implementation research aims to identify effective solutions by understanding how evidence-based practices, often developed in high-income countries, can be integrated into care pathways in lower-resource settings. The management of CKD lends itself to implementation research: optimal therapeutic strategies are known, outcomes are easily measurable, and essential diagnostics and medications should already be in place. Eliciting local patient preferences and understanding challenges are crucial components of such research. Ministries of health should commit to overcoming identified barriers and scaling up successful and sustainable programs.

Table 2 | Examples of strategies to improve implementation of appropriate CKD care

Domain	Potential solutions
Health policy	Include NCD and CKD as health care priorities; ensure sustainable financing; monitor disease burdens and outcomes; registries; multisectoral action; promote kidney health through public health measures; achieve SDGs
Health systems	Integrate CKD care into primary care under UHC; establish quality standards; include necessary diagnostics and medications in national essential medication/diagnostic lists; monitoring and evaluation; reduce brain drain; monitor equity; simplify and streamline guidelines
Quality assurance	Regulation and monitoring of medication quality, especially of generics. Monitoring of health outcomes and care processes to permit iterative improvement
Health care professionals	Reduce time pressure; improve knowledge; broaden scope of practice (e.g., pharmacists); engage community health workers
Patient empowerment	Health literacy; education; community engagement; involvement in research design and conduct
Medication cost	Quality generics; reduce prices; UHC for essential medications
Implementation research	Identify barriers within local contexts; test solutions to overcome barriers
Polypills	Reduce cost; lower pill burden
Digital technologies	Electronic pill boxes, bags, bottles; blister pack technology; ingestible sensors; electronic medication management systems; patient self-report technology; video-based technology; motion sensor technology; telemedicine; smartphone apps; electronic health records

CKD, chronic kidney disease; NCD, noncommunicable disease; SDG, sustainable development goal; UHC, universal health coverage.

Polypills as an example of simple innovation.

Polypills are attractive on multiple levels: fixed doses of several guideline-recommended medications are present within 1 tablet (Table 1); lower price; reduced pill burden; and simplicity of the regimen.⁶¹ Polypills have been shown to prevent cardiovascular disease, and to be cost-effective for patients with CKD.⁶² More studies are needed, but given the alternatives of costly kidney replacement therapy or early death, it is likely that polypills will prove cost-effective to reduce CKD progression.

Harnessing digital technologies. Integration of telehealth and other types of remotely delivered care can improve efficiency and reduce costs.⁶³ Electronic health records and registries can support monitoring of quality of care and identify gaps to guide implementation and improve outcomes within learning health care systems. Artificial intelligence may also be harnessed to risk stratify and personalize medication prescribing and adherence.⁶⁴ The use of telenephrology for communication between primary care and subspecialists may also prove of use and benefit for patient treatment.⁶⁵

Patient perspectives

Multiple methods support elicitation of patient preferences for CKD care, including interviews, focus groups, surveys, discrete choice experiments, structured tools, and simple conversations.^{66,67} At present, many of these are in research stages. Translation into the clinic will

require contextualization and determination of local and individual acceptability.

The journey of each person living with CKD is unique; however, challenges and barriers exist in common. As examples of lived experiences, comments solicited from patients about their medications and care are outlined in Box 1 and Supplementary Table S2. These voices must be heard and heeded to close gaps and improve quality of kidney care everywhere.

Call to action

A stalemate in kidney care has been tolerated far too long. The new therapeutic advances offer real hope that many people with CKD can survive without developing KF. The evidence of clinical benefit is overwhelming and unequivocal. We cannot wait another 17 years for this evidence to trickle into clinical practice.³³ The time is now to ensure that all who are eligible to receive CKD treatment equitably receive this care.

Known barriers and global disparities in access to diagnosis and treatment must be urgently addressed (Figure 4). To achieve health equity for people with and at risk of kidney diseases, we must raise awareness from policy makers to patients and the general population, harness innovative strategies to support all cadres of health care workers, and balance profits with reasonable prices (Table 2). If we narrow the gap between what we know and what we do, kidney health will become a reality worldwide.

APPENDIX**Members of the World Kidney Day Joint Steering Committee**

Alessandro Balducci, Vassilios Liakopoulos, Li-Li Hsiao, Ricardo Correa-Rotter, Ifeoma Ulasi, Latha Kumaraswami, Siu Fai Lui, Dina Abdellatif, and Agnes Haris.

DISCLOSURE

VL is chair of the Advocacy Working Group, International Society of Nephrology, no financial disclosures. KRT has received research grants from the National Institutes of Health (National Institute of Diabetes and Digestive and Kidney Diseases, National Heart, Lung, and Blood Institute, National Center for Advancing Translational Sciences, National Institute on Minority Health and Health Disparities, director's office), the US Centers for Disease Control and Prevention, and Travers Therapeutics; and consultancy fees from AstraZeneca, Bayer, Boehringer Ingelheim, Eli Lilly, and Novo Nordisk. She is chair of the Diabetic Kidney Disease Collaborative for the American Society of Nephrology. RC-R is a member of the Steering Committee of World Kidney Day, a member of the Diabetes Committee of the Latin-American Society of Nephrology and Hypertension (SLANH), and a member of the Latin American Regional Board, International Society of Nephrology. He is a member of the Steering Committee of the Dapagliflozin and Prevention of Adverse Outcomes in Chronic Kidney Disease (DAPA-CKD) trial (AstraZeneca), the Study of Diabetic Nephropathy with Atrasentan (SONAR) (Abbvie), A Non-interventional Study Providing Insights Into the Use of Finerenone in a Routine Clinical Setting (FINE-REAL) (Bayer), and CKD-ASI (Boehringer). He has received research grants from AstraZeneca, GlaxoSmithKline, Roche, Boehringer, and Novo Nordisk; and has received honoraria as a speaker from AstraZeneca, Bayer, Boehringer Ingelheim, and Amgen. All the other authors declared no competing interests.

ACKNOWLEDGMENTS

The authors are grateful for the thoughtful input provided by members of the Advocacy Working Group and the Patient Liaison Advisory Group of the International Society of Nephrology: Elliot Tannor, Marcello Tonelli, Boris Bikbov, Maria Carlota Gonzalez, Vivekanand Jha, and Viviane Calice-Silva.

SUPPLEMENTARY MATERIAL

[Supplementary File \(Word\)](#)

Supplementary Figure S1. Ranking of kidney dysfunction as a cause of death stratified by world-income category and gender by level 2 risk factors for death.

Supplementary Table S1. Approved and emerging novel therapeutic agents for various kidney diseases.

Supplementary Table S2. Patient comments on accessibility, affordability, knowledge, facilitators and barriers to optimal kidney care.

REFERENCES

- Jager KJ, Kovesdy C, Langham R, et al. A single number for advocacy and communication-worldwide more than 850 million individuals have kidney diseases. *Kidney Int.* 2019;96:1048–1050.
- Institute for Health Metrics and Evaluation (IHME). GBD compare data visualization. Accessed November 18, 2023. <http://vizhub.healthdata.org/gbd-compare>
- Luyckx VA, Tonelli M, Stanifer JW. The global burden of kidney disease and the sustainable development goals. *Bull World Health Organ.* 2018;96:414–422D.
- International Society of Nephrology. ISN Global Kidney Health Atlas. 3rd ed. Accessed November 18, 2023. <https://www.theisn.org/initiatives/global-kidney-health-atlas/>
- GBD Chronic Kidney Disease Collaboration. Global, regional, and national burden of chronic kidney disease, 1990–2017: a systematic analysis for the Global Burden of Disease Study 2017. *Lancet.* 2020;395:709–733.
- Vanholder R, Annemans L, Brown E, et al. Reducing the costs of chronic kidney disease while delivering quality health care: a call to action. *Nat Rev Nephrol.* 2017;13:393–409.
- Nguyen-Thi HY, Le-Phuoc TN, Tri Phat N, et al. The economic burden of chronic kidney disease in Vietnam. *Health Serv Insights.* 2021;14:11786329211036011.
- US Renal Data System. Healthcare expenditures for persons with CKD. Accessed November 18, 2023. <https://usrds-adr.niddk.nih.gov/2023/chronic-kidney-disease/6-healthcare-expenditures-for-persons-with-ckd>
- Kidney Health Australia. Transforming Australia's kidney health: a call to action for early detection and treatment of chronic kidney disease. Accessed January 16, 2024. <https://kidney.org.au/uploads/resources/Changing-the-CKD-landscape-Economic-benefits-of-early-detection-and-treatment.pdf>
- Ke C, Liang J, Liu M, et al. Burden of chronic kidney disease and its risk-attributable burden in 137 low-and middle-income countries, 1990–2019: results from the global burden of disease study 2019. *BMC Nephrol.* 2022;23:17.
- Gregg EW, Buckley J, Ali MK, et al. Improving health outcomes of people with diabetes: target setting for the WHO Global Diabetes Compact. *Lancet.* 2023;401:1302–1312.
- Geldsetzer P, Manne-Goehler J, Marcus ME, et al. The state of hypertension care in 44 low-income and middle-income countries: a cross-sectional study of nationally representative individual-level data from 1.1 million adults. *Lancet.* 2019;394:652–662.
- Chu L, Bhogal SK, Lin P, et al. AWAREness of Diagnosis and Treatment of Chronic Kidney Disease in Adults With Type 2 Diabetes (AWARE-CKD in T2D). *Can J Diabetes.* 2022;46:464–472.
- Levin A, Tonelli M, Bonventre J, et al. Global kidney health 2017 and beyond: a roadmap for closing gaps in care, research, and policy. *Lancet.* 2017;390:1888–1917.
- Stengel B, Muenz D, Tu C, et al. Adherence to the Kidney Disease: Improving Global Outcomes CKD guideline in nephrology practice across countries. *Kidney Int Rep.* 2021;6:437–448.
- Chu CD, Chen MH, McCulloch CE, et al. Patient awareness of CKD: a systematic review and meta-analysis of patient-oriented questions and study setting. *Kidney Med.* 2021;3:576–585.e1.
- Ene-Iordache B, Perico N, Bikbov B, et al. Chronic kidney disease and cardiovascular risk in six regions of the world (ISN-KDDC): a cross-sectional study. *Lancet Global Health.* 2016;4:e307–e319.
- Gummidu B, John O, Ghosh A, et al. A systematic study of the prevalence and risk factors of CKD in Uddanam, India. *Kidney Int Rep.* 2020;5:2246–2255.

19. Kidney Disease: Improving Global Outcomes (KDIGO) Diabetes Work Group. KDIGO 2022 Clinical Practice Guideline for Diabetes Management in Chronic Kidney Disease. *Kidney Int.* 2022;102(5S):S1–S127.
20. Nicholas SB, Daratha KB, Alicic RZ, et al. Prescription of guideline-directed medical therapies in patients with diabetes and chronic kidney disease from the CURE-CKD Registry, 2019–2020. *Diabetes Obes Metab.* 2023;25:2970–2979.
21. Grams ME, Yang W, Rebholz CM, et al. Risks of adverse events in advanced CKD: the Chronic Renal Insufficiency Cohort (CRIC) study. *Am J Kidney Dis.* 2017;70:337–346.
22. Kidney Disease: Improving Global Outcomes (KDIGO) CKD Work Group. KDIGO 2024 Clinical Practice Guideline for the Evaluation and Management of Chronic Kidney Disease. *Kidney Int.* <https://doi.org/10.1016/j.kint.2023.10.018>
23. Kidney Disease: Improving Global Outcomes (KDIGO) Blood Pressure Work Group. KDIGO 2021 clinical practice guideline for the management of blood pressure in chronic kidney disease. *Kidney Int.* 2021;99(3S):S1–S87.
24. Tuttle KR, Alicic RZ, Duru OK, et al. Clinical characteristics of and risk factors for chronic kidney disease among adults and children: an analysis of the CURE-CKD registry. *JAMA Netw Open.* 2019;2:e1918169.
25. Ismail WW, Witry MJ, Urmie JM. The association between cost sharing, prior authorization, and specialty drug utilization: a systematic review. *J Manag Care Spec Pharm.* 2023;29:449–463.
26. Heerspink HJL, Vart P, Jongs N, et al. Estimated lifetime benefit of novel pharmacological therapies in patients with type 2 diabetes and chronic kidney disease: a joint analysis of randomized controlled clinical trials. *Diabetes Obes Metab.* 2023;25:3327–3336.
27. Nuffield Department of Population Health Renal Studies Group. SGLT2 Inhibitor Meta-Analysis Cardio-Renal Trialists' Consortium. Impact of diabetes on the effects of sodium glucose co-transporter-2 inhibitors on kidney outcomes: collaborative meta-analysis of large placebo-controlled trials. *Lancet.* 2022;400:1788–1801.
28. Fernández-Fernández B, Sarafidis P, Soler MJ, et al. EMPA-KIDNEY: expanding the range of kidney protection by SGLT2 inhibitors. *Clin Kidney J.* 2023;16:1187–1198.
29. McEwan P, Boyce R, Sanchez JJG, et al. Extrapolated longer-term effects of the DAPA-CKD trial: a modelling analysis. *Nephrol Dial Transplant.* 2023;38:1260–1270.
30. Vanholder R, Annemans L, Braks M, et al. Inequities in kidney health and kidney care. *Nat Rev Nephrol.* 2023;19:694–708.
31. Agarwal R, Filippatos G, Pitt B, et al. Cardiovascular and kidney outcomes with finerenone in patients with type 2 diabetes and chronic kidney disease: the FIDELITY pooled analysis. *Eur Heart J.* 2022;43:474–484.
32. Tuttle KR, Bosch-Traberg H, Cherney DZI, et al. Post hoc analysis of SUSTAIN 6 and PIONEER 6 trials suggests that people with type 2 diabetes at high cardiovascular risk treated with semaglutide experience more stable kidney function compared with placebo. *Kidney Int.* 2023;103:772–781.
33. Rubin R. It takes an average of 17 years for evidence to change practice—the burgeoning field of implementation science seeks to speed things up. *JAMA.* 2023;329:1333–1336.
34. World Health Organisation. Mid-point evaluation of the implementation of the WHO global action plan for the prevention and control of noncommunicable diseases 2013–2020 (NCD-GAP). Accessed November 18, 2023. https://cdn.who.int/media/docs/default-source/documents/about-us/evaluation/ncd-gap-final-report.pdf?sfvrsn=55b22b89_5&download=true
35. Kruk ME, Gage AD, Joseph NT, et al. Mortality due to low-quality health systems in the universal health coverage era: a systematic analysis of amenable deaths in 137 countries. *Lancet.* 2018;392:2203–2212.
36. Kingori P, Peeters Grietens K, Abimbola S, et al. Uncertainties about the quality of medical products globally: lessons from multidisciplinary research. *BMJ Glob Health.* 2023;6:e012902.
37. Pan American Health Organization Quality control of medicines. Accessed November 18, 2023. <https://www.paho.org/en/topics/quality-control-medicines>
38. Tuttle KR, Wong L, St Peter W, et al. Moving from evidence to implementation of breakthrough therapies for diabetic kidney disease. *Clin J Am Soc Nephrol.* 2022;17:1092–1103.
39. Kalyesubula R, Conroy AL, Calice-Silva V, et al. Screening for kidney disease in low- and middle-income countries. *Semin Nephrol.* 2022;42:151315.
40. Francis A, Abdul Hafidz MI, Ekrikpo UE, et al. Barriers to accessing essential medicines for kidney disease in low- and lower middle-income countries. *Kidney Int.* 2022;102:969–973.
41. Rangaswami J, Tuttle K, Vaduganathan M. Cardio-renal-metabolic care models: toward achieving effective interdisciplinary care. *Circ Cardiovasc Qual Outcomes.* 2020;13:e007264.
42. Neumiller JJ, Alicic RZ, Tuttle KR. Overcoming barriers to implementing new therapies for diabetic kidney disease: lessons learned. *Adv Chronic Kidney Dis.* 2021;28:318–327.
43. Mishra SR, Neupane D, Preen D, et al. Mitigation of non-communicable diseases in developing countries with community health workers. *Global Health.* 2015;11:43.
44. Joshi R, John O, Jha V. The potential impact of public health interventions in preventing kidney disease. *Semin Nephrol.* 2017;37:234–244.
45. Patel A, Praveen D, Maharani A, et al. Association of multifaceted mobile technology-enabled primary care intervention with cardiovascular disease risk management in rural Indonesia. *JAMA Cardiol.* 2019;4:978–986.
46. Ardavani A, Curtis F, Khunti K, et al. The effect of pharmacist-led interventions on the management and outcomes in chronic kidney disease (CKD): a systematic review and meta-analysis protocol. *Health Sci Rep.* 2023;6:e1064.
47. Sherrod CF, Farr SL, Sauer AJ. Overcoming treatment inertia for patients with heart failure: how do we build systems that move us from rest to motion? *Eur Heart J.* 2023;44:1970–1972.
48. Ramakrishnan C, Tan NC, Yoon S, et al. Healthcare professionals' perspectives on facilitators of and barriers to CKD management in primary care: a qualitative study in Singapore clinics. *BMC Health Services Res.* 2022;22:560.
49. Porter J, Boyd C, Skandari MR, et al. Revisiting the time needed to provide adult primary care. *J Gen Intern Med.* 2023;38:147–155.
50. Peralta CA, Livaudais-Toman J, Stebbins M, et al. Electronic decision support for management of CKD in primary care: a pragmatic randomized trial. *Am J Kidney Dis.* 2020;76:636–644.
51. Rios P, Sola L, Ferreira A, et al. Adherence to multidisciplinary care in a prospective chronic kidney disease cohort is associated with better outcomes. *PLoS One.* 2022;17:e0266617.
52. Stevenson JK, Campbell ZC, Webster AC, et al. eHealth interventions for people with chronic kidney disease. *Cochrane Database Syst Rev.* 2019;8:Cd012379.
53. Tuot DS, Crowley ST, Katz LA, et al. Usability testing of the kidney score platform to enhance communication about kidney disease in primary care settings:

- qualitative think-aloud study. *JMIR Form Res.* 2022;6:e40001.
54. Verberne WR, Stiggelbout AM, Bos WJW, et al. Asking the right questions: towards a person-centered conception of shared decision-making regarding treatment of advanced chronic kidney disease in older patients. *BMC Med Ethics.* 2022;23:47.
 55. Taha A, Iman Y, Hingwala J, et al. Patient navigators for CKD and kidney failure: a systematic review. *Kidney Med.* 2022;4:100540.
 56. Essue BM, Laba M, Knaul F, et al. Economic burden of chronic ill health and injuries for households in low- and middle-income countries. In: Jamison DT, Gelband H, Horton S, et al., eds. *Disease Control Priorities: Improving Health and Reducing Poverty, 3rd ed.* The International Bank for Reconstruction and Development/The World Bank; 2017. https://doi.org/10.1596/978-1-4648-0527-1_ch6
 57. Khatib R, McKee M, Shannon H, et al. Availability and affordability of cardiovascular disease medicines and their effect on use in high-income, middle-income, and low-income countries: an analysis of the PURE study data. *Lancet.* 2016;387:61–69.
 58. Kamath N, Iyengar AA. Chronic kidney disease (CKD): an observational study of etiology, severity and burden of comorbidities. *Indian J Pediatr.* 2017;84:822–825.
 59. Cirillo L, Ravaglia F, Errichiello C, et al. Expectations in children with glomerular diseases from SGLT2 inhibitors. *Pediatr Nephrol.* 2022;37:2997–3008.
 60. Donohue JF, Elborn JS, Lansberg P, et al. Bridging the "know-do" gaps in five non-communicable diseases using a common framework driven by implementation science. *J Healthc Leadersh.* 2023;15:103–119.
 61. Population Health Research Institute. Polypills added to WHO essential medicines list. Accessed November 18, 2023. <https://www.phri.ca/eml/>
 62. Sepanlou SG, Mann JFE, Joseph P, et al. Fixed-dose combination therapy for prevention of cardiovascular diseases in CKD: an individual participant data meta-analysis. *Clin J Am Soc Nephrol.* 2023;18:1408–1415.
 63. Dev V, Mittal A, Joshi V, et al. Cost analysis of telemedicine use in paediatric nephrology—the LMIC perspective. *Pediatr Nephrol.* 2024;39:193–201.
 64. Musacchio N, Zilich R, Ponzani P, et al. Transparent machine learning suggests a key driver in the decision to start insulin therapy in individuals with type 2 diabetes. *J Diabetes.* 2023;15:224–236.
 65. Zuniga C, Riquelme C, Muller H, et al. Using telenephrology to improve access to nephrologist and global kidney management of CKD primary care patients. *Kidney Int Rep.* 2020;5:920–923.
 66. van der Horst DEM, Hofstra N, van Uden-Kraan CF, et al. Shared decision making in health care visits for CKD: patients' decisional role preferences and experiences. *Am J Kidney Dis.* 2023;82:677–686.
 67. Hole B, Scanlon M, Tomson C. Shared decision making: a personal view from two kidney doctors and a patient. *Clin Kidney J.* 2023;16:i12–i19.